

Photoelectric/Proximity Sensor Connector Cable

Photoelectric/Proximity Sensor Connector Cable / Connector Connection Cable

Ordering Information

Connector cable

C	I	D	2	2	-					
Item	Shape	Power supply	Cable material	Cable wire	Connector dimension	Cable length	Connection	Standard	No-mark	Standard type
									I ^{※1}	IEC standard
									No-mark	Socket type
									P	Plug type
									1	1m
									2	2m
									3	3m
									5	5m
									7	7m
									No-mark	M12
									08	M8
									2	2-wire type
3	3-wire type									
4	4-wire type									
No-mark	General type									
H	Oil resistant PVC									
D	DC type									
A	AC type									
I	Standard type									
L	L type									
C	Connector									

※1: This is IEC standard and it can be customized.

Connector connection cable

C	1	D	4	2	-			
Item	Shape	Power supply	Cable material	Number of connector pins	Cable length	Connection type	No-mark	Socket-Plug type
							P	Plug-Plug type
							1	1m
							2	2m
							3	3m
							5	5m
							7	7m
							4	4-pin
							No-mark	General type
							H	Oil resistant PVC
							D	DC type
							A	AC type
1	Standard type							
2	L type-L type							
3	Standard type-L type							
4	L type-Standard type							
C	Connector							

(A) Photoelectric Sensors

(B) Fiber Optic Sensors

(C) Door/Area Sensors

(D) Proximity Sensors

(E) Pressure Sensors

(F) Rotary Encoders

(G) Connectors/
Connector Cables/
Sensor Distribution
Boxes/ Sockets

(H) Temperature Controllers

(I) SSRs / Power Controllers

(J) Counters

(K) Timers

(L) Panel Meters

(M) Tacho / Speed / Pulse Meters

(N) Display Units

(O) Sensor Controllers

(P) Switching Mode Power Supplies

(Q) Stepper Motors & Drivers & Controllers

(R) Graphic/ Logic Panels

(S) Field Network Devices

(T) Software

Photoelectric/Proximity Sensor Connector Cable

■ Connector Cable

◎ M12 Connector

Appearance		Model	Length	Cable material	
DC 2-wire type	Socket type	CID2-2	2m	PVC	
		CID2-2-1※1			
		CID2-5	5m		
		CID2-5-1※1			
	Plug type	CLD2-2	2m		
		CLD2-2-1※1			
		CLD2-5	5m		
		CLD2-5-1※1			
	DC 3-wire type	Plug type	CID3-2P		2m
			CID3-5P		5m
			CLD3-2P		2m
		Socket type	CID3-2		2m
CID3-5			5m		
CLD3-2			2m		
DC 4-wire type	Socket type	CIDH4-2	2m		
		CIDH4-3	3m		
		CIDH4-5	5m		
		CIDH4-7	7m		
		CLDH4-2	2m		
		CLDH4-3	3m		
		CLDH4-5	5m		
		CLDH4-7	7m		
	Plug type	CIDH4-2P	2m		
		CIDH4-3P	3m		
		CIDH4-5P	5m		
		CIDH4-7P	7m		
		CLDH4-2P	2m		
		CLDH4-3P	3m		
		CLDH4-5P	5m		
		CLDH4-7P	7m		
	AC 2-wire type	Socket type	CIA2-2	2m	
			CIA2-5	5m	
			CIAH2-2	2m	
			CIAH2-5	5m	
		Plug type	CLA2-2	2m	
			CLA2-5	5m	
			CLAH2-2	2m	
			CLAH2-5	5m	
DC 4-wire type	Socket type	CIA2-2P	2m		
		CIA2-5P	5m		
		CIAH2-2P	2m		
		CIAH2-5P	5m		
	Plug type	CLA2-2P	2m		
		CLA2-5P	5m		
		CLAH2-2P	2m		
		CLAH2-5P	5m		

※1: This is IEC standard and it can be customized.

※Be careful of connection, because color is different when DC 4-wire connector cable is used for DC 2-wire sensor.

■ Specifications Of Connector Cable

Ø5, 2/3/4-wire, 2m/3m/5m/7m (AWG22, core diameter: 0.08mm, number of cores: 60, insulator out diameter: Ø1.3mm)

For, CIDH4/CLDH4, Ø6, 4-wire, 3m/5m (AWG22, core diameter: 0.08mm, number of cores: 60, insulator out diameter: Ø1.65mm)

■ Connector Connection Cable

◎ M12 Connector

Appearance		Model	Length	Cable material	
Socket - Plug type	DC type	C1D4-2	2m	PVC	
		C1D4-5	5m		
		C1DH4-1	1m		
		C1DH4-3	3m		
		C1DH4-5	5m		
		C1DH4-7	7m		
		AC type	C1A4-2		2m
	C1A4-5		5m		
	DC type		C2D4-2		2m
			C2D4-5		5m
			C2DH4-1		1m
			C2DH4-3		3m
			C2DH4-5		5m
		C2DH4-7	7m		
AC type		C2A4-2	2m		
	C2A4-5	5m			
	DC type	C3D4-2	2m		
		C3D4-5	5m		
		C3DH4-1	1m		
		C3DH4-3	3m		
		C3DH4-5	5m		
C3DH4-7		7m			
AC type		C3A4-2	2m		
	C3A4-5	5m			
	DC type	C4D4-2	2m		
		C4D4-5	5m		
		C4DH4-1	1m		
		C4DH4-3	3m		
		C4DH4-5	5m		
C4DH4-7		7m			
AC type		C4A4-2	2m		
	C4A4-5	5m			
	DC type	C1D4-2P	2m		
C1D4-5P		5m			
AC type		C1A4-2P	2m		
	C1A4-5P	5m			

◎ M8 Connector (connector connection cable)

Appearance		Model	Length	Cable material
DC 4-wire type	Socket type	CID408-2	2m	PVC
		CID408-5	5m	
	Plug type	CLD408-2	2m	
		CLD408-5	5m	

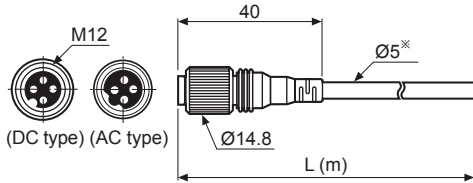
Photoelectric/Proximity Sensor Connector Cable

■ Dimensions

◎ Connector cable (Socket type)

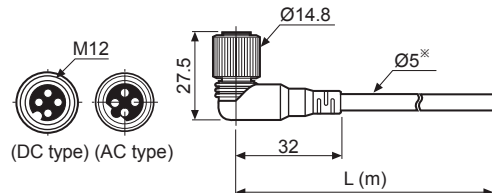
(unit: mm)

- CID2-□, CID2-□-I ● CID3-□ ● CIDH4-□
- CIA2-□, CIAH2-□



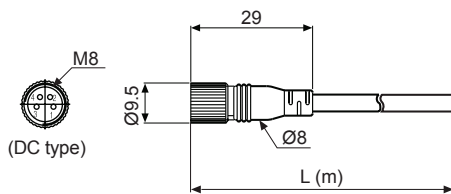
※Cable diameter of CIDH4-□, CIAH2-□ is Ø6.

- CLD2-□, CLD2-□-I ● CLD3-□ ● CLDH4-□
- CLA2-□, CLAH2-□

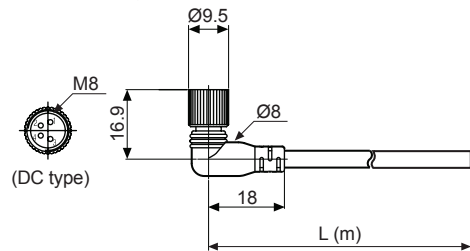


※Cable diameter of CLDH4-□, CLAH2-□ is Ø6.

- CID408-2, CID408-5



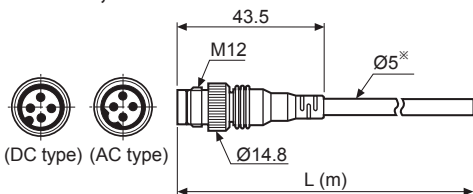
- CLD408-2, CLD408-5



◎ Connector cable (Plug type)

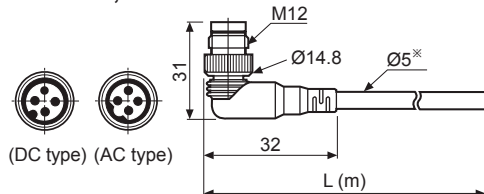
(unit: mm)

- CID2-□P ● CID3-2P ● CIDH4-□P
- CIA2-□P, CIAH2-□P



※Cable diameter of CIDH4-□P, CIAH2-□P is Ø6.

- CLD2-□P ● CLD3-2P ● CLDH4-□P
- CLA2-□P, CLAH2-□P

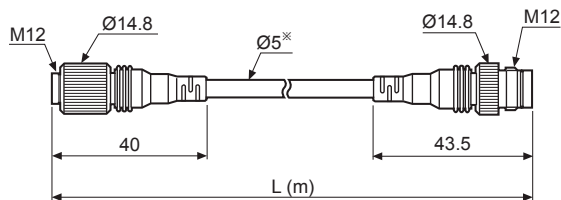


※Cable diameter of CLDH4-□P, CLAH2-□P is Ø6.

◎ Connector connection cable (Socket-Plug type)

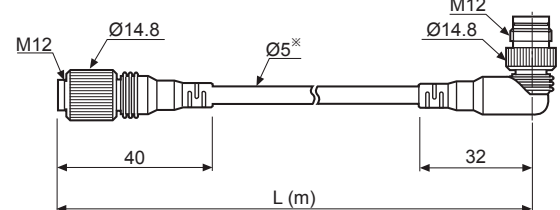
(unit: mm)

- C1□4-□ (Standard type)



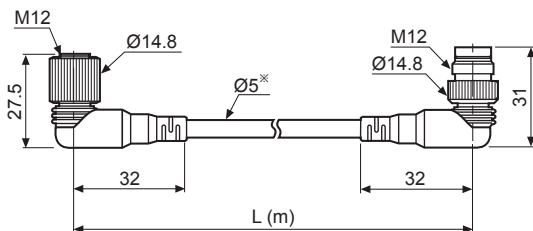
※Cable diameter of C1DH4-□ is Ø6.

- C3□4-□ (Straight type-L type)



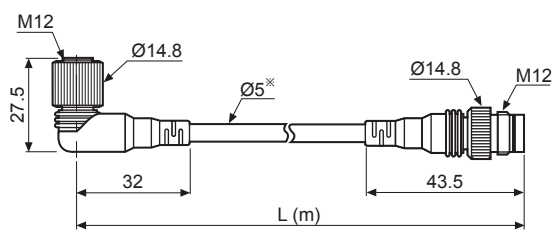
※Cable diameter of C3DH4-□ is Ø6.

- C2□4-□ (L type-L type)



※Cable diameter of C2DH4-□ is Ø6.

- C4□4-□ (L type-Straight type)



※Cable diameter of C4DH4-□ is Ø6.

(A) Photoelectric Sensors

(B) Fiber Optic Sensors

(C) Door/Area Sensors

(D) Proximity Sensors

(E) Pressure Sensors

(F) Rotary Encoders

(G) Connectors/
Connector Cables/
Sensor Distribution
Boxes/ Sockets

(H) Temperature Controllers

(I) SSRs / Power Controllers

(J) Counters

(K) Timers

(L) Panel Meters

(M) Tacho / Speed / Pulse Meters

(N) Display Units

(O) Sensor Controllers

(P) Switching Mode Power Supplies

(Q) Stepper Motors & Drivers & Controllers

(R) Graphic/ Logic Panels

(S) Field Network Devices

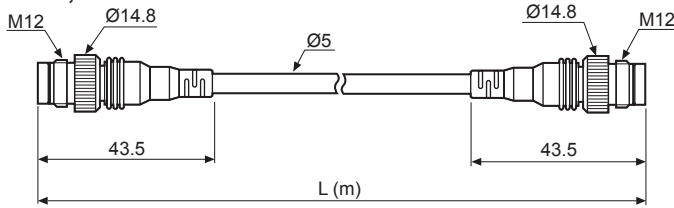
(T) Software

Photoelectric/Proximity Sensor Connector Cable

◎ Connector connection cable (Plug-Plug type)

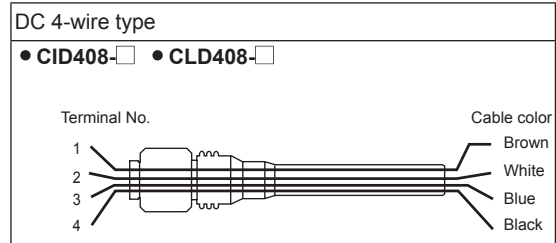
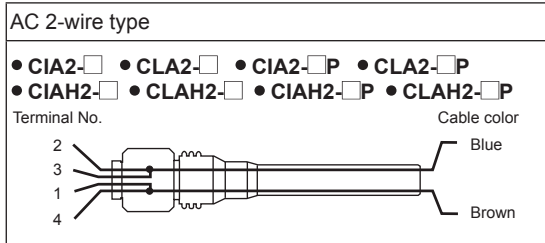
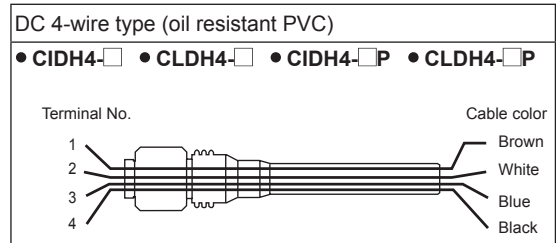
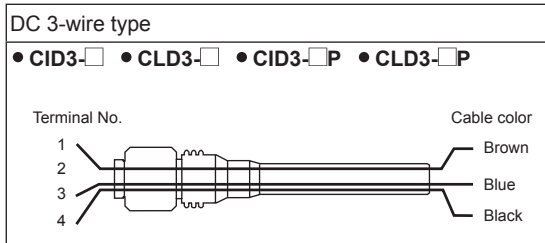
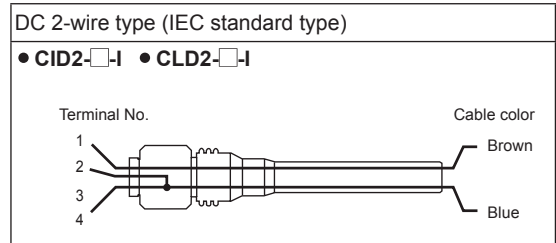
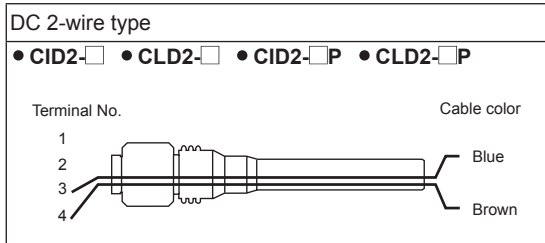
(unit:mm)

● C1D4-□P, C1A4-□P

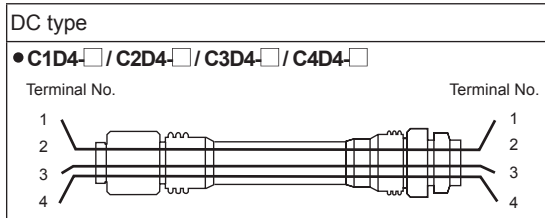


■ Connections

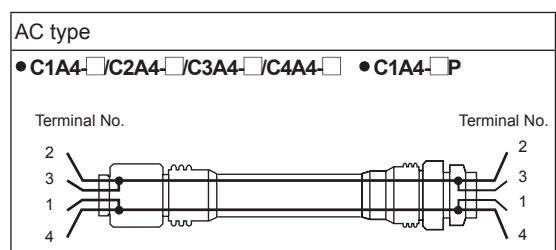
◎ Connector cable



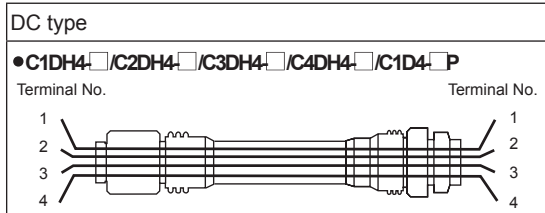
◎ Connector connection cable



※Pin 2 is N-C (Not Connected).



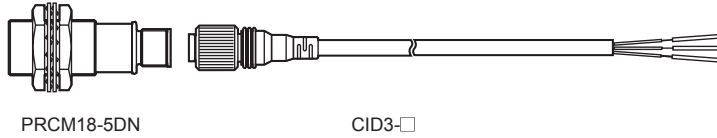
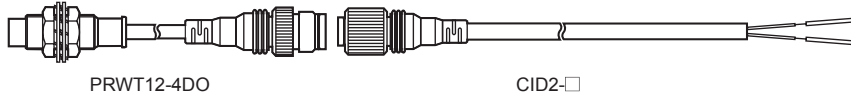
※Pin 2 / 3, 1 / 4 are connected inside.



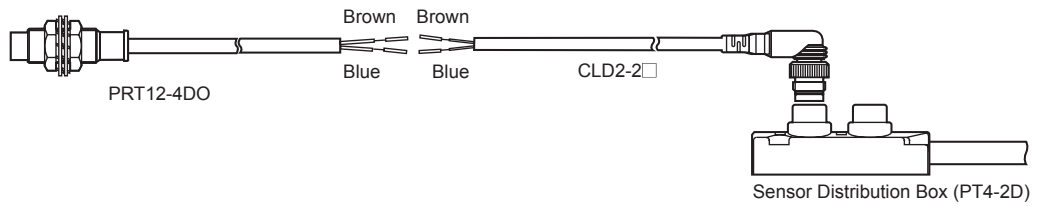
Photoelectric/Proximity Sensor Connector Cable

■ Connector Cable Connections

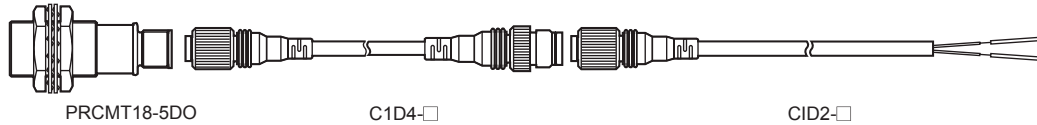
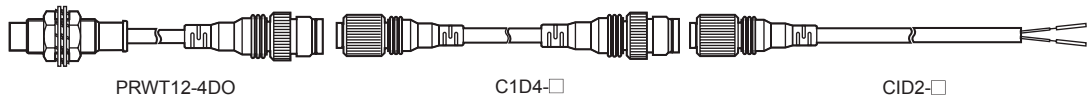
● Connector cable (Socket type)



● Connector cable (Plug type)



● Connector connection cable (Socket-Plug type)



(A)	Photoelectric Sensors
(B)	Fiber Optic Sensors
(C)	Door/Area Sensors
(D)	Proximity Sensors
(E)	Pressure Sensors
(F)	Rotary Encoders
(G)	Connectors/ Connector Cables/ Sensor Distribution Boxes/Sockets
(H)	Temperature Controllers
(I)	SSRs / Power Controllers
(J)	Counters
(K)	Timers
(L)	Panel Meters
(M)	Tacho / Speed / Pulse Meters
(N)	Display Units
(O)	Sensor Controllers
(P)	Switching Mode Power Supplies
(Q)	Stepper Motors & Drivers & Controllers
(R)	Graphic/ Logic Panels
(S)	Field Network Devices
(T)	Software